

# demi™ grow child tray & handle



**nuna®**



# Thank you!

You've just purchased a Nuna product, and you can be sure that your child is getting the best there is. Our products are expertly engineered for safety, with luxury fabrics and sophisticated style. Whatever made you fall in love with Nuna, rest assured your adventures with your little one will be easier from now on, freeing you to enjoy more happy family moments together.



**IMPORTANT!**  
**KEEP THESE**  
**INSTRUCTIONS FOR**  
**FUTURE REFERENCE!**  
*READ CAREFULLY*

## **Contents**

<b>Product Information</b>	4
<b>Contact</b>	4
<b>Warnings</b>	5
<b>Compatibility</b>	5
<b>Cleaning and Maintenance</b>	5
<b>Parts List</b>	6
<b>Product Use</b>	6

## Product Information

Please fill in the following information. The model number and the manufactured in date are located on a label on the product.

Model Number: \_\_\_\_\_

Manufactured in (date): \_\_\_\_\_

### Warranty

We have purposely designed our high-quality products so that they can grow with both your child and your family. Because we stand by our product, our gear is covered by a custom warranty per product, starting from the day it was purchased. Please have the proof of purchase, model number and manufactured in date available when you contact us.

For warranty information, please visit:

[www.nunababy.com/warranty](http://www.nunababy.com/warranty)

## Contact

For replacement parts, service, or additional questions, please contact our customer service department.

In the USA:

[infousa@nunababy.com](mailto:infousa@nunababy.com)

[nunababy.com](http://nunababy.com)

1-855-686-2872

## WARNING

Failure to follow these warnings and instructions could result in serious injury or death.

The child tray is not designed to restrain the child. Use the stroller harness at all times.

To prevent a hazardous or unstable condition, **DO NOT** place more than 1 lb (0.5 kg) in the child tray.

**DO NOT** use the handle or child tray to lift or carry the stroller.

**DO NOT** use the handle to carry bags or any heavy items. Any load attached to the handle affects the stability of the stroller.

**DO NOT** use the child tray or cup holder for foods or beverages above 110°F (43°C) and always wash before/after each use (see cleaning instructions).

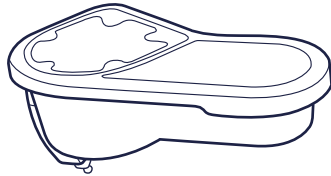
## Compatibility

This product can be used with a Nuna DEMI™ grow stroller.

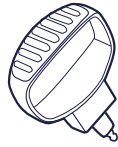
## Cleaning and Maintenance

Wash with lukewarm water and a mild dish soap. Rinse, then drip dry or towel dry. Do not put in the dishwasher.

# Parts List



Child Tray



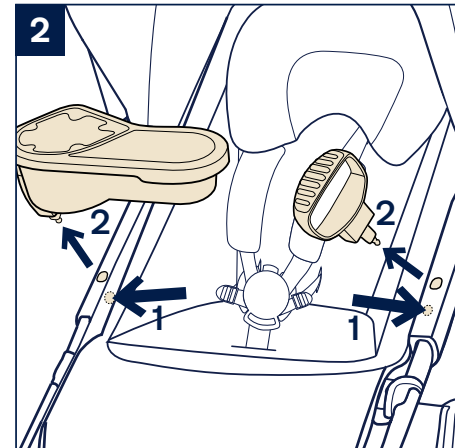
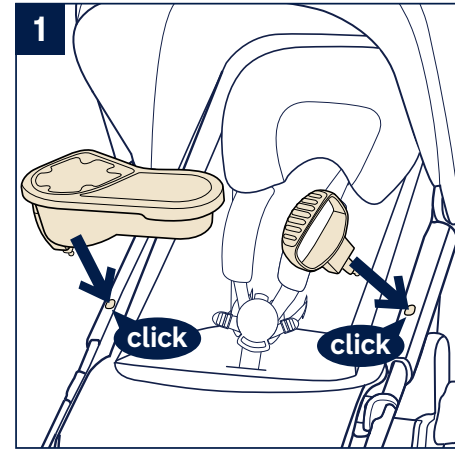
Toddler Handle

# Product Use

**1** - Slide the stem of the child tray into the opening located on the stroller frame. Listen for a “click” sound and test that the child tray is properly secured.

Slide the stem of the toddler handle into the other opening on the stroller frame. Listen for a “click” sound and test that the toddler handle is properly secured.

**2** - To remove the child tray and/or toddler handle, press the button on the inside of the stroller frame near the tray/handle opening **(1)**. Pull out tray/handle to remove **(2)**.



Nuna Baby Essentials, Inc. Nuna and all associated logos are trademarks.

